



Product Details :-

Code : DL028
Model : Down light

Electrical Data :-

Working voltage range : 100 - 277VAC
Input voltage : 220 - 240VAC
Power : 8 watt
Power factor : > 0.9
Frequency : 50Hz
THD : < 15%
Driver : Constant current active
Powerfactor corrected
Driver efficiency : > 85%


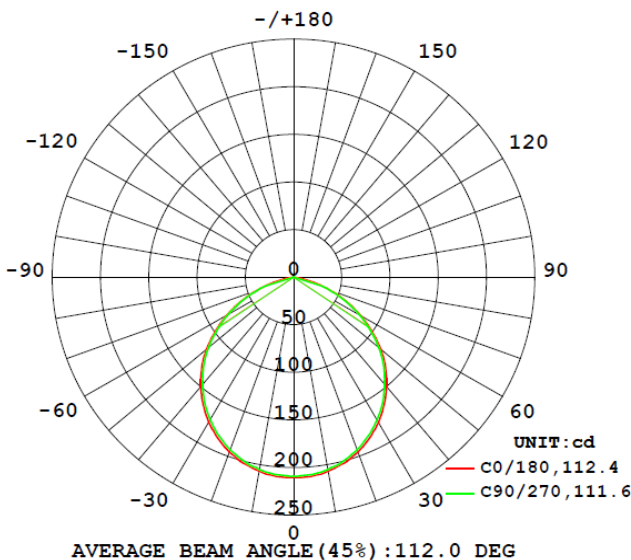
Light Data :-

LED Type : SMD LED, LM80 Certified
System efficacy : >60lm/W
Beam angle : 120°
CCT range : 2700 - 6500K
CRI (Ra) : Typical 80
Diffuser : Polycarbonate diffuser
LED Life time : 50,000 hours

Environmental :-

Working temperature : 0°C to + 55 °C
Working humidity : 10 to 90% RH
Storage temperature : -10°C to + 85 °C
IP rating : IP20

Light Distribution :-



Physical Details :-

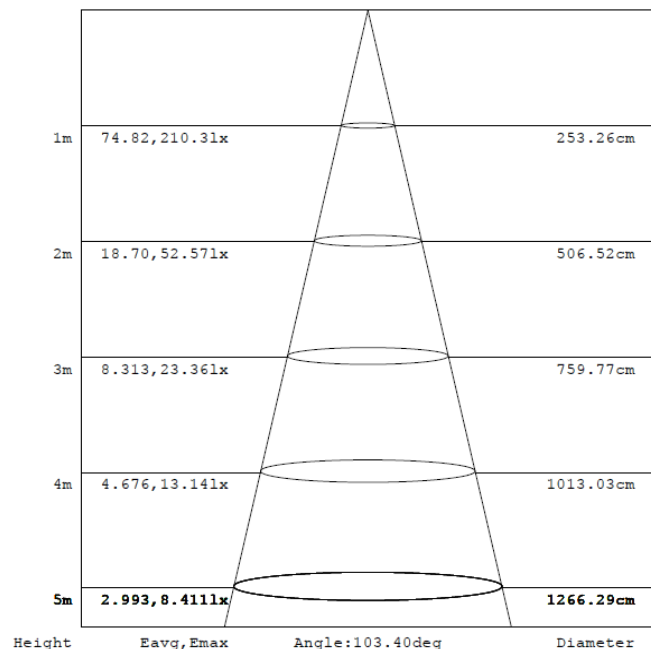
Material : LM6 grade aluminum or higher grade
Product finish : Powder coated
Construction : Pressure die cast aluminum enclosure
Fixture Dimensions : L 75mm x W 75mm x H 52mm
Weight : 0.2 kgs apprx.,
Fixture cut-out diameter : 60mm x 60mm
Suitable fixing : False ceiling

Protections :-

Output Over voltage / Under voltage protected : Complied
Output Over current and Short circuit : Complied
Withstand surges : 2KV

Applications : Indoor & Commercial

AAI curve:-



* On all electrical parameters (+/-10%) tolerance to be considered
* On all mechanical dimensions & weight (+/-5%) tolerance to be considered

