

Product Details :-

Code : SOLS160/3
Model : Solar Street light

Electrical Data :-

Solar Panel : Multi crystalline panel
Battery : Lithium ion battery
Sensor : Radar sensor
ON/OFF switch for light : Yes
Sensor detection range : 8-10mtr
Remote option : Yes

Light Data :-

LED : SMD LED, LM80 Certified
Beam angle : Lambertian distribution
CCT range : 6000K - 6500K
Life span : 50,000 hours

Environmental :-

Working temperature : 0°C to + 55 °C
Working humidity : 10 to 90% RH
Storage temperature : -10°C to + 85 °C
IP rating : IP65




Physical Details :-

Material of housing : Polycarbonate
Casing finish : Black finish
Fixture Dimensions : L 615mm x W 270mm x H 65mm
Type of mounting : Pole/Wall mounting

Applications : Outdoor, Industrial /Commercial

Working Modes



Mode 1: Radar Mode A

Lamp switch off in daylight. Always keep weak brightness when no people passed by at night. When people passed by at night, lamp switch to full brightness until people walked out of the Radar sensor detection range, lamp full brightness last 15s, then switch to weak brightness automatically until dawn and then extinguished.



Mode 2: Radar Mode B


Lamp would keep switch off in daylight or when no people passed by at night. When people passed by at night, lamp would switch to full brightness until people walked out of the Radar sensor detection range, lamp full brightness last 15s, then switch off automatically until dawn.




Mode 3: Always On Mode

Lamp switch off in daylight, will always keep full brightness at night. Radar sensor will not work with this mode at night.

Key Indication



NOTE :
Charge the solar lights outdoor for 6-8 hours under the sunshine before first using.



Installation

1. Drill holes on the wall where you need to install solar street lights according to the position of the lamp pole holes.
2. Insert the lamp pole into the lamp and clamp it, activate the red switch button on the lamp.
3. Insert an expansion rubber plug into the hole on the wall, screw the lamp into the rubber plug, and complete the installation.
4. Suggested installation height is 3-3.5 meters high. The place there is enough sunshine in daylight.

* On all mechanical dimensions & weight (+/-5%) tolerance to be considered

* On all electrical parameters (+/-10%) tolerance to be considered

Note : The above specification are subjected to change without prior notice