



**Product Details :-**

Code : SPFLA200  
Series : Sports lighting

**Electrical Data :-**

Working voltage range : 90 - 305VAC  
Input voltage : 220 - 240VAC  
Power : 200 Watt  
Power factor : >0.95  
Frequency : 50Hz  
THD : < 10%  
Driver : Constant current active power factor corrected

Flicker free driver : Yes  
Driver efficiency : > 90%  
Driver details : Inventronics  
Electrical safety : Calss I

**Light Data :-**

LED Type : SMD High power LED, LM80 Certified  
System efficacy : >130lm/W  
Beam angle : 8Deg & Other beam options on request  
CCT range : 2700 - 6500K  
CRI (Ra) : 70 & 80  
Secondary optics : High beam optical pc cover  
LED Life time : 50,000 hours

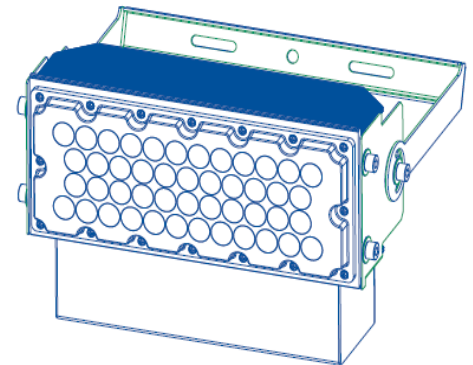
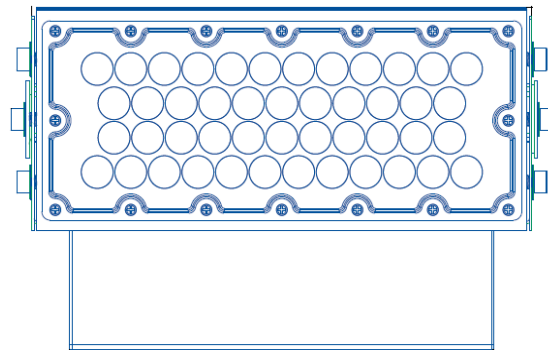
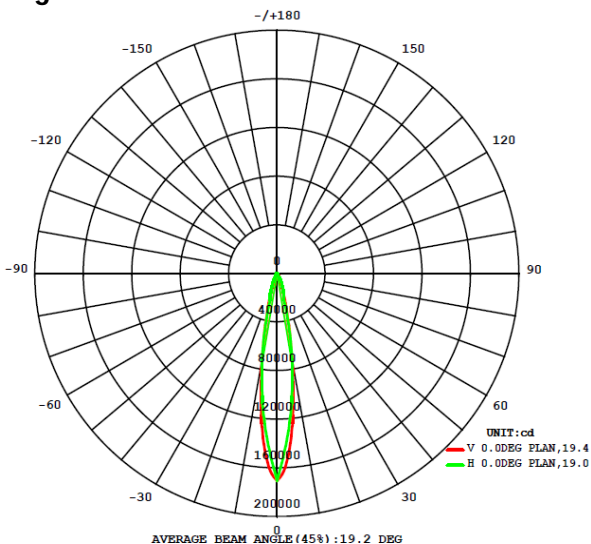
**Environmental :-**

Working temperature : 0°C to + 55 °C  
Working humidity : 10 to 90% RH  
Storage temperature : -10°C to + 85 °C  
Ingress protection : IP 66

**Physical Details :-**

Material & Construction : Extruded aluminum alloy heat sink with anodized finish for better heat dissipation  
Fixture Dimensions : L 323mm x W 200mm x H 105mm  
Weight : 5 Kgs approx.,  
Type of mounting : Pole / Wall / Surface mount

**Light distribution :-**



**Protections :-**

Output Over voltage / Under voltage protected : Provided  
Output Over current and Short circuit : Provided  
440VAC with stand : YES  
Surge protection : Inbuilt driver upto 6KV & external surge 20KV

**Applications**

**: Outdoor & Sports lighting**



\* On all electrical parameters (+/-10%) tolerance to be considered

\* On all mechanical dimensions & weight (+/-5%) tolerance to be considered

Note : The above specification are subjected to change without prior notice